



AVOID PART 1



recycle right

recycleright.wa.gov.au

ACTIVITY 1:

Kaya, Awesome AVOIDERS! Watch this introduction to AVOID waste

[CLICK HERE](#)



ACTIVITY 2:

Now that you have watched the video, answer the questions on the form! Some of the questions will require you to do some research, or even watch the video again.

[CLICK HERE](#)

Want to learn a little bit more about Western Australia's Waste to Energy (it will help you with the question in the form)?

[CLICK HERE](#)



DID YOU KNOW?
60% of Australia's plastic waste comes from single use items?

?

?

?

?



AVOID PART 2



recycle
right

recycleright.wa.gov.au




















ACTIVITY 3:

Watch the GREAT GAMES video here

[CLICK HERE](#)




THE AWESOME AVOIDERS GAME!

 PLASTIC WATER BOTTLE			 PLASTIC TOOTHBRUSH		 DISPOSABLE NAPPY		 JUNK MAIL		 SINGLE USE PLATES		 YOGHURT POUCH	
 PAPER STRAWS			 TAKEAWAY COFFEE CUP		 SULTANAS IN BOXES		 SINGLE USE SHOPPING BAG		 SOAP PUMP DISPENSER		 BALLOONS	
 SINGLE USE TAKEAWAY CONTAINER			 PLASTIC WRAP		 SINGLE USE CUTLERY		 BAGGED BANANAS		 ICE CREAM IN CUP		 BATTERIES	

Instructions:

- Deal out AVOID cards to players until all cards have been dealt.
- Players take turns playing their cards to avoid waste items shown on board.
- Players play one card at a time until all cards have been played.
- Discuss what waste is being avoided, and the different avoid solutions that exist.



ACTIVITY 4:

Form Menu

Awesome Avoiders Part 2

Write down the answer for the REUSE replacement for the following single use items. Some items will require three answers

- Plastic water bottle
Enter your answer
- Plastic water bottle
Enter your answer
- Plastic toothbrush
Enter your answer
- Disposable nappy
Enter your answer
- Single use plates
Enter your answer
- Yoghurt pouch
Enter your answer
- Paper straws

Answer the questions in this form. Use the cheat sheet on the next page to help you answer any questions that you are not sure of.

[CLICK HERE](#)





AVOID PART 2

(continued)



recycle
right

recycleright.wa.gov.au

Zoom into this GREAT cheat sheet

THE AWESOME AVOIDERS GAME!

 PLASTIC WRAP recycle right	 REUSABLE PLATES recycle right	 STAINLESS STEEL WATER BOTTLE recycle right	 SOAP PUMP DISPENSER recycle right	 BAMBOO TOOTHBRUSH recycle right	 DISPOSABLE NAPPY recycle right	 BEESWAX WRAPS recycle right	 JUNK MAIL recycle right	 BALLOONS recycle right	 SINGLE USE PLATES recycle right	 BAGGED BANANAS recycle right	 BATTERIES recycle right
 SINGLE USE SHOPPING BAG recycle right	 SINGLE USE TAKEAWAY CONTAINER recycle right	 METAL STRAWS recycle right	 REUSABLE CUTLERY recycle right	 GLASS CONTAINER recycle right	 SULTANAS IN BOXES recycle right	 ICE CREAM CONE recycle right	 YOGHURT CONTAINER recycle right	 REUSABLE SHOPPING BAG recycle right	 SOAP BAR recycle right	 LOOSE SULTANAS recycle right	 ICE CREAM IN CUP recycle right
 TAKEAWAY COFFEE CUP recycle right	 TAKE THE TIME TO DINE IN recycle right	 STAINLESS STEEL CONTAINER recycle right	 RECHARGEABLE BATTERIES recycle right	 BUNTING recycle right	 SANDWICH WRAP recycle right	 PLASTIC WATER BOTTLE recycle right	 REUSABLE PLASTIC WATER BOTTLE recycle right	 NO JUNK MAIL recycle right	 REUSABLE COFFEE CUP recycle right	 YOGHURT POUCH recycle right	 LOOSE CARROTS recycle right
 BAGGED CARROTS recycle right	 ICE CREAM IN GLASS recycle right	 LOOSE BANANAS recycle right	 BAMBOO STRAWS recycle right	 SINGLE USE CUTLERY recycle right	 PLASTIC TOOTHBRUSH recycle right	 CLOTH NAPPY recycle right	 PAPER STRAWS recycle right				

recycle
right
recycleright.wa.gov.au

IN PARTNERSHIP WITH





AVOID PART 2

(continued)




recycle
right

recycleright.wa.gov.au



DID YOU KNOW?

...that bagged recyclables cannot be recycled?





AVOID PART 3



recycle right

recycleright.wa.gov.au

ACTIVITY 5:

Watch Rheece discuss how to design your poster video here:



ACTIVITY 5a:

Awesome Avoiders Part 3

* Required

1
What are some of the important parts of poster design *

Size of writing

Colour


Call to action

Use of facts

2
What is a call to action? *

Enter your answer

3
Finish this call to action, "Use mints if you don't" *



Enter your answer

Answer the questions in this form here:



The last two questions are tricky and are extension questions. You will need to visit recycleright.wa.gov.au/reuse-az/ and watch the video below, visit recycleright.wa.gov.au/reuse-az/, and/or use the next two pages as a guide.





AVOID PART 3

(continued)



recycle[®]
right

recycleright.wa.gov.au

Your A-Z guide: gifting to charity

What op shops can accept and under what conditions



- | | | |
|--------------------|-----------------------|-----------------------|
| Antiques | Car seats | Fishing equipment |
| Artwork | CDs | Flotation devices |
| Baby baths | Chemicals | Food (non-perishable) |
| Baby booster seats | Christmas decorations | Frames |
| Backpacks | Clothes | Furniture |
| Bean bags | Cosmetics | Games and puzzles |
| Bed linen | Costumes | Gas bottles |
| Bikes | Cots | Glassware |
| Blankets | Crafts | Handbags |
| Blinds | Crockery | Hats |
| Bubble blowers | Cushions | Helmets |
| Building materials | Cutlery | Highchairs |
| Cameras | DVDs | Inflatable toys |
| Camping equipment | Electrical items | Jewellery |
| Candles | Esky | Kitchenware |
| Car parts | Exercise bike | |
| | Fire extinguishers | |



In partnership with





AVOID PART 3

(continued)



recycle[®]
right

recycleright.wa.gov.au

 Clean, complete, working, in good condition	 New items only	 Drop in store only	 Selected stores only – home collection	 Can't accept
--	---------------------------	-------------------------------	---	-------------------------

- | | | |
|--------------------------------|----------------------|----------------------------------|
| Knives (except cutlery) | Prescription glasses | Trampolines |
| Large toys | R-rated products | Umbrellas |
| Lighting | Sculptures | Underwear |
| Magazines (< five years old) | Shoes | Uniforms/ Workwear |
| Mattresses | Sporting goods | Videos |
| Mirrors | Socks | Vintage goods |
| Mobile phones | Stationery | Washing lines |
| Musical instruments | Suitcases | Weapons |
| Nappies | Sunglasses | Wedding dresses |
| Party decorations | Swimwear | Wetsuits |
| Pet accessories | Swing sets | Wheat bags |
| Pillows | Textbooks | White goods (fridge, washer etc) |
| Prams (must have safety strap) | Thermometers | Wrapping paper |
| | Toiletries | |
| | Towels | |
| | Toys | |

Please keep all parts together. For example, tie shoes together, pin together sets of clothing or linen, close games with sticky tape, etc.

All items must be in date. No counterfeit items (i.e. DVDs, clothing).

Good condition means – working, with all parts included.

For further information please contact your local op shop or visit: recycleright.wa.gov.au/reuse-AZ





AVOID PART 4



recycle
right

recycleright.wa.gov.au

ACTIVITY 6:

Kaya, Awesome Avoiders! Watch this video:

CLICK HERE



ACTIVITY 7:

Now it is time to start your draft and use all the knowledge that you have learned to create a poster to help your family or a family member, to remember to bring along their reuse item to AVOID waste outside the home (or even in it!).

1. Create a draft of your poster. A rough sketch will do. Remember to concentrate on size, colour, call to action and use of facts!
2. Have your teacher approve your draft!
3. Create an **AWESOME AVOIDER** poster you **AWESOME AVOIDER!**

